

QUARTERLY PHYSICAL REPORT OF OPERATION
As of March 31, 2024

Department: Office of the Ombudsman
Agency
Operating Unit
Organization Code (UACS)

	Current year Appropriations
	Supplemental Appropriations
	Continuing Appropriations
	Off-Budget Account

Particulars	UACS PREXC	Physical Targets					Physical Accomplishments					Variance as of March 31	Remarks
		1st Quarter	2nd Quarter	3rd Quarter	4th Quarter	Total	1st Quarter	2nd Quarter	3rd Quarter	4th Quarter	Total		
1	2	3	4	5	6	7=(3+4+5+6)	8	9	10	11	12=(8+9+10+11)	13	14
Part A.													
I. Operations	3000000000000000												
<u>Organizational Outcome: Reduced Incidence and Impact of corruption and red tape</u>	3100000000000000												
ANTI-CORRUPTION INVESTIGATION PROGRAM	3101000000000000												
<i>Outcome Indicators</i>													
1. Percentage of completed case build-up reports and fact-finding investigations and/or lifestyle checks resulting in the filing of criminal and/or administrative cases	310100100001000	9.00%	9.00%	9.00%	9.00%	9.00%	19.05%				19.05%	10.05%	
<i>N: Number of completed investigations resulting in criminal or admin case</i>							44				44		
<i>D: Number of completed investigations</i>							231				231		
<i>Output Indicators</i>													
2. Percentage of case build-up reports and fact-finding investigations and/or lifestyle checks completed	310100100001000	21.00%	21.00%	21.00%	21.00%	21.00%	18.03%				18.03%	-2.97%	
<i>N: Number of completed investigations</i>							231				231		
<i>D: Total fact-finding case workload</i>							1,281				1,281		
3. Percentage of criminal and forfeiture cases investigated and resolved	310100100002000	41.00%	41.00%	41.00%	41.00%	41.00%	18.26%				18.26%	-22.74%	
<i>N: Number of criminal and forfeiture cases resolved</i>							187				187		
<i>D: Total criminal and forfeiture case workload</i>							1,024				1,024		
4. Percentage of criminal and forfeiture cases investigated and resolved within a one-year period	310100100002000	18.00%	18.00%	18.00%	18.00%	18.00%	85.03%				85.03%	67.03%	

QUARTERLY PHYSICAL REPORT OF OPERATION
As of March 31, 2024

Department: Office of the Ombudsman
Agency
Operating Unit
Organization Code (UACS)

	Current year Appropriations
	Supplemental Appropriations
	Continuing Appropriations
	Off-Budget Account


Particulars	UACS PREXC	Physical Targets					Physical Accomplishments					Variance as of March 31	Remarks
		1st Quarter	2nd Quarter	3rd Quarter	4th Quarter	Total 7=(3+4+5+6)	1st Quarter	2nd Quarter	3rd Quarter	4th Quarter	Total 12=(8+9+10+11)		
1	2	3	4	5	6	7	8	9	10	11	12	13	14
<i>N: Number of criminal and forfeiture cases resolved within one year</i> <i>D: TNumber of criminal and forfeiture cases resolved</i>							159 187					159 187	
ANTI-CORRUPTION ENFORCEMENT PROGRAM <u>Outcome Indicators</u>	3102000000000000												
5. Percentage of criminal and civil cases tried in court not resulting in an approved demurrer to evidence <i>N: Number of criminal and civil cases tried in court not resulting in approved demurrer</i> <i>D: Number of criminal and civil cases with motion to demur</i>	310200100002000	13.00%	13.00%	13.00%	13.00%	13.00%	99.40% 166 167					99.40% 166 167	86.40%
6. Percentage of criminal and civil cases decided by the court resulting in conviction of at least 1 accused <i>N: Number of decided criminal and civil cases resulting in conviction of at least 1 accused</i> <i>D: Total number of decided criminal and civil cases</i>	310200100002000	26.00%	26.00%	26.00%	26.00%	26.00%	34.13% 43 126					34.13% 43 126	8.13%
<u>Output Indicators</u>													
7. Percentage of administrative cases adjudicated <i>N: Number of administrative cases adjudicated</i> <i>D: Total administrative case workload</i>	310200100001000	41.00%	41.00%	41.00%	41.00%	41.00%	17.49% 199 1,138					17.49% 199 1,138	-23.51%
8. Percentage of administrative cases adjudicated within a one-year period <i>N: Number of administrative cases adjudicated within one year</i> <i>D: Number of administrative cases adjudicated</i>	310200100001000	17.00%	17.00%	17.00%	17.00%	17.00%	87.94% 175 199					87.94% 175 199	70.94%


QUARTERLY PHYSICAL REPORT OF OPERATION
As of March 31, 2024


Department: Office of the Ombudsman
Agency
Operating Unit
Organization Code (UACS)


	Current year Appropriations
	Supplemental Appropriations
	Continuing Appropriations
	Off-Budget Account

Particulars	UACS PREXC	Physical Targets					Physical Accomplishments					Variance as of March 31	Remarks
		1st Quarter	2nd Quarter	3rd Quarter	4th Quarter	Total	1st Quarter	2nd Quarter	3rd Quarter	4th Quarter	Total		
1	2	3	4	5	6	7=(3+4+5+6)	8	9	10	11	12=(8+9+10+11)	13	14
12. Number of integrity and anti-corruption advocates capacitated and mobilized Total number of external stakeholders trained under the Integrity, Transparency and Accountability in Public Service (ITAPS) Program and other integrity promotion programs	310400100001000	1,500	1,500	1,500	1,500	6,000	2,182				2,182	682	

Prepared By:

FRANCIS GABRIEL C. MAYORALGO
Planning Officer III, PBD


CHRISTOPHER LIM
Acting Director II, FMS

In coordination with:

ADORIE T. CORNITO
Officer-in-Charge FMIO

Approved by:

SAMUEL R. MARTIRES
Ombudsman